



Phoenix Architectural Hinges Special Options Guide



COOKE BROTHERS

High Performance
Ironmongery



Special options guide - introduction

Introduction

Phoenix architectural hinges special options guide is designed to assist in the selection of additional features when specifying or purchasing Phoenix hinges.

Phoenix hinges exist as 7 product ranges, each acting as a comprehensive suite of products designed to meet a wide variety of demands, ranging from low cost, low usage lightweight door applications, through to high door weight, high usage, minimal maintenance applications. These are comprehensively explained within our brochure - Phoenix Architectural Hinges Product Selection Guide.

This supporting guide takes the prospective purchaser through the next stage, assisting with familiarisation of the various more specific features that the discerning specifier might require. The guide explains the key characteristics of each additional option, where it might be necessary or beneficial, and the product ranges in which it is offered.

Further information can then be obtained through your Phoenix Architectural hinges local Distributor or Architectural Ironmonger, or by visiting www.phoenix-architectural-hinges.co.uk



contents

Standard options

Summary of Phoenix product selection guide content _____ Page 4

Phoenix architectural hinges standard options are covered by the Phoenix Product Selector Guide

Special options

The following special options are covered within this guide:

Safety and security hinge accessories _____ Page 5-6

- Anti-ligature or Institution hinges
- Hinge cover plates
- Security dog bolted hinges
- Security welded hinges
- Security pinned hinges
- Electrical conductor hinges
- DigitSafe hinge guard
- Security fasteners

Special applications _____ Page 7-9

- Projection & parliament hinges
- Fire door hinge sets
- Flush hinges
- Swing clear hinges
- Glass door hinges
- Rising & falling hinges
- 'Routed' design factory fit lift off hinges
- Continuous hinges for architectural ironmongery use

Bespoke applications _____ Page 10-12

- Cranked and odd leaf hinges
- Special joggle and offset leaf hinges
- Profiled hinges for uPVC and composite sections
- Storm proof hinges
- Twin pin lift off hinges
- Loose pin hinges
- Journal supported hinges
- Decorative finial hinges
- Custom designed hinges


Special materials & finishes _____ Page 13-14

- Solid brass hinges
- Special finishes
- Anti-microbial finishes
- Custom engraved hinges
- Customised packaging

Enquiry form _____ Page 15

Contact information _____ Back cover

The Gem Centre Hospital, Central England, fitted with Slimline hinges plus DigitSafe finger protection system.



Special options guide

Phoenix architectural hinges - standard options

The standard Phoenix architectural hinge options are comprehensively covered by the Phoenix Product Selection Guide, available from your Phoenix hinges' Distributor or via our web site www.phoenix-architectural-hinges.co.uk.

The guide covers the following areas:

The Seven steps to be followed to achieve the right selection of Phoenix hinges to match any application.


Steps 1 → 7

The Seven main Phoenix hinge ranges:



7900LM

Loadmaster hinges are designed with strength and physical appearance in mind to meet prestigious building requirements.



7800DB

Five knuckle Dual Bearing hinges, designed specifically for the steel doorset marketplace.



7700CB

The latest technology, maintenance free Concealed Bearing hinges, suitable for all developments.



7500SL

Unique Slimline hinges, combining elegance with prestigious property developments.



7200SB

Shrouded Bearing hinges for routinely used residential, office and commercial doors.



7100DW

Double Washered hinges for low to medium use apartment and office doors.



7000PK

Plain Knuckle hinges for light duty, low usage, applications.

The following standard features:



Type

Butt hinge, Lift off hinge, Twin pin hinge or Routed hinge designs



Profile

Square or 10mm radiused corners




Hinge Widths

For different door thicknesses



Handing

For lift off hinges



Fastenings hole pattern

Staggered or ANSI



Fasteners

Standard woodscrews and machine screws



M

Materials

Main material options



F

Finish

Standard mechanical and applied finish options

Phoenix architectural hinges - Safety and security options

The safety aspects of the hinges and hinge area of the door, and the security of the doorset itself, can be enhanced by use of the following options.

Anti-ligature or institution hinges

Anti-ligature, institution, hospital or prison safety hinges are supplied with the hinge pin and end knuckles radiused and are designed for use in buildings where there is a possible risk of self-inflicted injury.

Available on the following Phoenix ranges:
7900LM, 7800DB, 7700CB, 7500SL, 7200SB



Hinge cover plates

Various designs of hinge leaf cover plates are offered, all providing extra attributes of hidden hinge fixing screws, improved safety and anti-ligature features, security fastenings, colour and finish co-ordinating or contrasting opportunities.

Available on the following Phoenix ranges:
7900LM, 7800DB, 7700CB, 7500SL, 7200SB



Security dog bolted hinges

Built in hinge bolts (dog bolts) are a common additional feature available on Phoenix hinges, preventing the opening of a door even if the hinge pin is removed or the hinge knuckle cut completely away.

Available on the following Phoenix ranges:
7900LM, 7800DB, 7700CB, 7500SL, 7200SB



Security welded hinges

High level security of Phoenix hinges is achieved with the flush welding of the hinge pin at either end knuckle, with additional weld fillets preventing the hinge knuckles being forcibly uncurled.

Available on the following Phoenix ranges:
7900LM, 7800DB



Special options guide

Phoenix architectural hinges - Safety and security options

Security pinned hinges

As an alternative to welding, the hinge pin can be secured in place either by spin riveting the hinge pin to the button tip ends, or by pinning the hinge pin to the hinge knuckles on one half of the hinge using either a dowel into a blind hole, or threaded fasteners.

Available on the following Phoenix ranges:
7900LM, 7800DB, 7700CB



Electrical conductor hinges

Concealed wire conductor hinges are designed for use with electronic entry control and can be supplied with 2,4,6,8 or 12 wires capable of carrying 48v at 2 amps.

Available on the following Phoenix ranges:
7900LM, 7800DB, 7700CB, 7500SL



DigitSafe hinge guard

DigitSafe is a simple, effective and inexpensive system for preventing hands or fingers being trapped between door and frame. The system is particularly suitable for installation in public access areas, schools, hospitals, and institutions where children and other vulnerable people may be exposed to the risk of injury. Specify DigitSafe hinge guard for the wider hinge opening side of the doorframe, or DigitSafe rear hinge guard for the hinge knuckle side of the doorframe. Available in a wide range of colours.

For use with all Phoenix hinge ranges including continuous hinges.



Security fasteners

Phoenix hinges are supplied as standard with either pozidrive woodscrews or machine screws. For anti-tamper applications we offer a variety of options including Hex (pinned and unpinned) and Torx and TorxPlus (six and five lobed star pinned and unpinned) socket headed fasteners, twin hole (pig nose) fasteners, clutch headed or 'one way' design, and snap-off fasteners.

For use with all Phoenix hinge ranges including continuous hinges.



Phoenix architectural hinges - Special applications

Certain hinge options are best categorised by the application for which they are designed to supply a solution. These are summarised in the following options.

Projection and parliament hinges

Phoenix projection hinges are extra wide hinges fitted with the hinge pivot point protruding well clear of the door face, allowing the door or shutter to open through 180 degrees and providing clearance over projections such as architraves or skirtings. Clearance over building external re-cladding is a further usage. Phoenix projection hinges are to a rectangular profile, whereas Phoenix parliament hinges have an attractive shorter hinge knuckle and traditional scalloped upper and lower edges.



Available on the following Phoenix ranges:
7900LM, 7800DB, 7700CB, 7500SL, 7200SB

Fire door hinge sets

All Phoenix hinge ranges except the plain knuckle hinges have undergone fire testing and additional CERTIFIRE testing to ensure compatibility with a wide range of timber and steel doorsets. To further assist when fitting Phoenix hinges to fire doors certain ranges are offered as packs of three hinges complete with pre-cut intumescent pads and fitting instructions.



Available on the following Phoenix ranges:
7900LM, 7700CB, 7500SL, 7200SB

Swing clear hinges

Phoenix swing clear hinges are designed to maximise the clear opening widths of existing doors and frames, allowing the door when opened just beyond 90° to be clear of the doorway. This assists compliance with Disability Discrimination Act (DDA), Building Regulations and Approved Document M.



Available on the following Phoenix ranges:
7700CB, 7500SL

Special options guide

Phoenix architectural hinges - Special applications

Glass door hinges

Phoenix glass door hinges are suitable for installation to 10mm and 12mm glass doors, and come complete with door preparation guidance and fitting instructions.

Available on the following Phoenix ranges:
7900LM, 7700CB, 7500SL



Rising & Falling hinges

Phoenix rising hinges are designed for fitting in situations such as cloakrooms where the door falls naturally to the closed position. Phoenix falling hinges are similar to the above but are self opening under gravity.

Available on the following Phoenix ranges:
7900LM



'Routed' design hinges

Phoenix routed hinges are lift off hinges designed with a narrow 22mm rounded end profile to each hinge leaf allowing the hinge location to be automatically factory machined or on site machined using a routing jig.

Available on the following Phoenix ranges:
7700CB, 7500SL, 7200SB



Continuous hinges

Phoenix continuous hinges are an increasingly popular solution to hanging architectural doors, whether timber or steel, particularly in arduous, high security or vandal proof applications.

The hinges are designed to cover the full length of the door, have straight line or staggered configuration fixing holes, and can be fitted with either wood screws or machine screws, plus a wide variety of tamper proof fasteners.


Beneficial features of Phoenix architectural continuous hinges are:

High number of bearing surfaces, hence good load carrying capacity.

Visually attractive and secure appearance when fitted on any doorset, with hinge pin removal when installed being virtually impossible.

Available in mild steel and stainless steel, with further options of security dog bolts, anti-ligature ends and welded in hinge pin being offered.

For further information request a full Phoenix Continuous Hinges catalogue from your Distributor or visit www.continuousHINGE.co.uk



Security continuous hinge in use with staked hinge pin preventing pin removal.

Special options guide

Phoenix architectural hinges - Bespoke applications

Whilst customer driven designs for special architectural hinges offer boundless possibilities, the following show the main areas into which bespoke hinges fall.

Cranked and odd leaf hinges

For many applications, hinges with different width leaves, or a 90° crank and special hole positions, are needed.

Available on the following Phoenix ranges:

7900LM, 7800DB, 7700CB, 7500SL, 7200SB, 7000PK



Special part centred and offset leaf hinges

Depending upon the doorset design and the smoke or acoustic seals to be fitted, a different part swaged parallel closed hinge gap, or joggle, may be required. In some instances the part centring is applied to one hinge leaf only.

Available on the following Phoenix ranges:

7900LM, 7800DB, 7700CB, 7500SL, 7200SB, 7000PK



Profiled hinges for uPVC and composite frames

Phoenix architectural hinges come in a number of specially profiled designs to match sections commonly used in the pre-profiled doorset marketplace.

Available on the following Phoenix ranges:

7000PK



Storm proof hinges

The Phoenix storm proof hinges are examples of hinges with multiple cranks designed for use on timber casements where total weatherproof performance is required. Available in mild steel, stainless steel, and solid brass.

Available on the following Phoenix ranges:

7000PK



Phoenix architectural hinges - Bespoke applications

Twin pin lift off hinges

Phoenix Twin Pin hinges have an added advantage over the traditional lift off hinge, offering both a unique design and two load bearing surfaces per hinge.

Available on the following Phoenix ranges:
7500SL



Loose pin hinges

On all standard Phoenix architectural hinges the hinge pin is secured in place at manufacture, and not designed to be removable. Phoenix loose pin hinges are designed with a full length close tolerance removable headed hinge pin. This allows for hinges halves to be fully fitted to both frame and door at manufacture, but only finally pinned together on site.

Available on the following Phoenix ranges:
7000PK



Journal supported hinges

Phoenix journal supported hinges are special lift off hinges where the load is supported by the top of the hinge pin against the captive top end stud. These hinges benefit from low wear and low friction characteristics, and can be further specially adapted to have built in adjustment to assist in vertically aligning the door.

Available on the following Phoenix ranges:
7700CB



Decorative finial hinges

Phoenix architectural hinges are fitted with spin riveted or button tipped hinge pins. Decorative end finials are offered in a variety of styles including acorn, ball, crown, steeple and urn.

Available on the following Phoenix ranges:
7900LM, 7700CB



Special options guide

Phoenix architectural hinges - Bespoke applications

Custom designed hinges

Whether your needs are for the hinge countersinks to be modified to suit a particular fastener, or for a completely special hinge for a one off development, Phoenix architectural hinges can be custom designed to your specification.

Available across the full Phoenix architectural hinge ranges.



Phoenix architectural hinges - Special materials and finishes

Phoenix hinges are manufactured in mild steel and several different grades of stainless steel as standard, and subsequently finished in a wide range of mechanical, applied, and colour coated finishes. These are fully covered within the Phoenix Architectural Hinges Product Selection Guide available from your Phoenix hinge Distributor or Architectural Ironmonger, or by visiting www.phoenix-architectural-hinges.co.uk

Further materials and finishes are available as follows:

Solid brass hinges

Whilst for most applications a brass appearance is obtained through an applied finish, particularly as brass hinges are not usually suitable for fire doors, Phoenix hinges are produced in solid brass within several ranges and also as custom designed specials.

Available on the following Phoenix ranges:
7900LM, 7500SL, 7000PK



Special finishes

As well as the standard finishes, Phoenix hinges are often finished to customer own specifications, for example traditional bronze plating followed by hand waxing, or even gold plated.

Available on the following Phoenix ranges:
7900LM, 7700CB, 7500SL



Anti-microbial finishes

With the growing need to ensure that infection is not cross transmitted through contact with architectural ironmongery, particularly in healthcare environments, Phoenix architectural products can be supplied finished with additional anti-microbial coatings, or in a copper plated finish, effective in inhibiting microbial growth

Available on the following Phoenix ranges:
7900LM, 7800DB, 7700CB, 7500SL, 7200SB



Special options guide

Phoenix architectural hinges - Special materials and finishes

Custom engraved hinges

As the final finishing touch, Phoenix hinges can be engraved with decorative designs or individual logos and monograms to give the product a unique customised identity, either that of the doorset manufacturer, architectural ironmonger / distributor, or with the symbol of the building project itself.



Customised packaging

Phoenix architectural hinges are often supplied via well established architectural ironmongers, with the products sleeved in the distributors own livery. These products retain the unique Phoenix bearing technologies and hinge performance guarantees.



Phoenix Architectural Hinges Special Options Enquiry Form

(Photocopy blank form)



Enquiry date: ____ / ____ / ____

Your ref: _____

Enquiry no: _____

Our ref: _____

The following information will help us in understanding your needs and processing your enquiry. Please forward the completed form to the address on the back cover of this brochure. Alternatively you can visit our website: www.phoenix-architectural-hinges.co.uk

Contact Details

Title: _____

Tel (day): _____

Forename: _____

Mobile: _____

Surname: _____

Fax: _____

Job title: _____

Email: _____

Company name: _____

Post code: _____

Address: _____

Country: _____

Town: _____

Business activity: _____

County: _____

Estimated annual requirements (single hinges)

Under 10

10 - 100

100 - 1000

Over 1000

Proposed hinge ranges (Tick all ranges considered applicable)

See Phoenix Architectural Hinges Product Selection Guide for further guidance

Loadmaster 7900LM

Dual Bearing 7800DB

Concealed Bearing 7700CB

Slimline 7500SL

Shrouded Bearing 7200SB

Double Washered 7100DW

Plain Knuckle 7000PK

Special Options (Tick all options relevant to your needs)

Safety and security hinge accessories

Anti-ligature or institution hinges

Hinge cover plates

Security dog bolted hinges

Security welded hinges

Security pinned hinges

Electrical conductor hinges

DigitSafe hinge guard

Security fasteners

Safety and security hinge accessories

Projection & parliament hinges

Fire door hinge sets

Flush hinges

Swing clear hinges

Glass door hinges

Rising & falling hinges

'Routed' design factory fit lift off hinges

Continuous hinges for architectural ironmongery use

Bespoke applications

Cranked & odd leaf hinges

Special joggle and offset leaf hinges

Profiled hinges for uPVC & composite sections

Storm proof hinges

Twin pin lift off hinges

Loose pin hinges

Journal supported hinges

Decorative finial hinges

Custom designed hinges

Bespoke applications

Solid brass hinges

Special hinges

Anti-microbial finishes

Custom engraved hinges

Customised packaging

Assistance required (Please advise assistance level required)

Further literature required Contact to establish details of requirements Arrange for Sales Engineer to call



Special Options

High Performance Ironmongery

Cooke Brothers is one of the leading UK based manufacturers and suppliers of architectural hinges, distributed under the Phoenix brand name.

Established in 1872 in the jewellery quarter of central Birmingham, the founders William and Edward Cooke focused on manufacturing hinges and fittings for the British cabinet makers. Over one hundred and thirty years on, the business, still based within 20 miles of its original site, and run by the fourth and fifth generation, continues to focus on producing high quality hinges and fittings for both the architectural ironmongery and the cabinet joinery markets.

Today's architectural hinge product range is designed to meet the ever growing demand for Strong, Reliable and Robust products which successfully compete throughout the world.

Further information

Product literature is available as follows:

- Individual leaflets covering the 7 Phoenix architectural hinge ranges
- Phoenix architectural hinges Product Selection Guide
- Phoenix architectural hinges Special Options Guide
- Phoenix Continuous Hinges
- Phoenix Architectural Ironmongery
- Phoenix Glass Door Ironmongery
- Phoenix Cabinet Handles
- Phoenix Shelf Support Systems
- Phoenix Cabinet Hinges and Fittings

Full data sheets on all products are available through the web sites:

www.cookebrothers.co.uk

www.phoenix-architectural-hinges.co.uk

Technical Sales:

Phone: +44 (0)1922 740001 Fax: +44 (0)1922 456227

Email: sales@cookebrothers.co.uk

Web: www.cookebrothers.co.uk

Web: www.phoenix-architectural-hinges.co.uk

©2007 Cooke Brothers Ltd.

Cooke Brothers Ltd
Northgate, Aldridge, Walsall,
West Midlands, WS9 8TL
United Kingdom