

PIVOTA® Fully Concealed & Adjustable Hinge

PIVOTA® DX 180 3D DESIGN



Hinge Description

Pivota Fully Concealed and adjustable hinge, suitable for use on non-rebated flush doors, suitable for use on Timber, Steel and Aluminium Door Systems, complete with Cover Plates.

PIVOTA®

B/a/S/y/s
Bartels Systembeschläge GmbH



Technical Details

Load Capacity	200 kg (per pair)
Overall Length (Door / Frame)	235mm
Overall Width (Door / Frame)	35mm / 37mm
Maximum Opening Angle	180 °
Minimum Door Thickness	44mm
Adjustability	3 Dimensional (Side, Height, Compression)

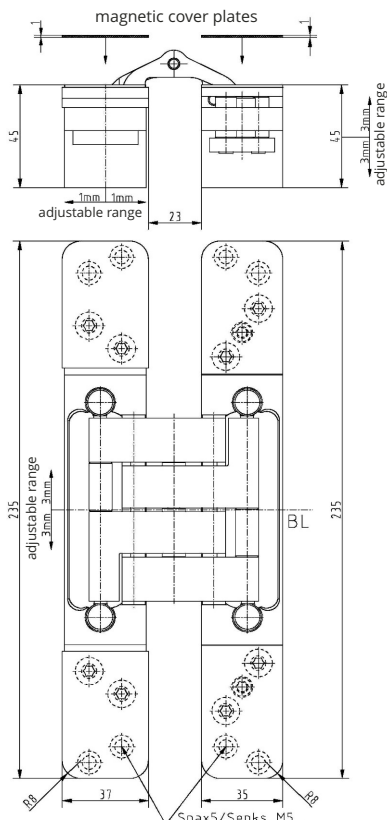
Available Accessories

Receiver Plate for Steel Frame
Hinge Retainer Plate for Casing and Steel Frames

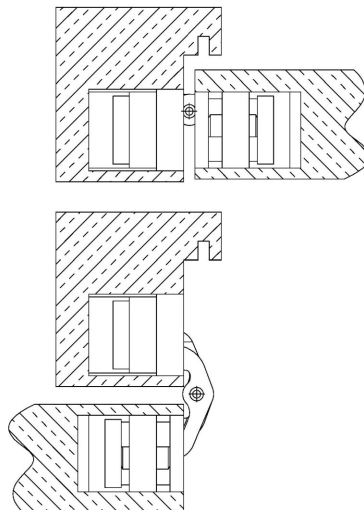
Installation Accessories

Universal Routing Kit
Router Template (2 Part Door & Frame)
Intumescent Kit (White or Black)

Also available as a Standard Version without Cover Plates



Section drawing




PRODUCT CODE:
Pivota DX180 3D Design

MIN DOOR THICKNESS:
44 mm

MAX ADJUSTABLE DOOR WEIGHT:
200 kg (per pair)

FR DETAIL:
FD30 FD60



Standard finishes available

Code	Finish
SNP	Satin Nickel
SSS	Simulated Stainless

Full range of decorative finishes available

