

PIVOTA® Fully Concealed & Adjustable Hinge

PIVOTA® DX 101 3D DESIGN



Hinge Description

Pivota Fully Concealed and adjustable hinge, suitable for use on non-rebated flush doors, suitable for use on Timber, Steel and Aluminium Door Systems, complete with Cover Plates.

PIVOTA®

B/a/S/y/s
Bartels Systembeschläge GmbH

Technical Details

| | |
|-------------------------------|--|
| Load Capacity | 120 kg (per pair) |
| Overall Length (Door / Frame) | 180mm |
| Overall Width (Door / Frame) | 30mm / 30mm |
| Maximum Opening Angle | 180 ° |
| Minimum Door Thickness | 44mm |
| Adjustability | 3 Dimensional (Side, Height, Compression) |

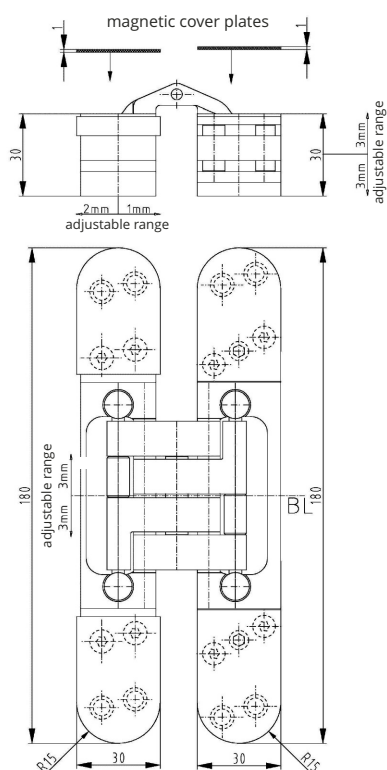
Available Accessories

Receiver Plate for Steel Frame
Hinge Retainer Plate for Casing and Steel Frames

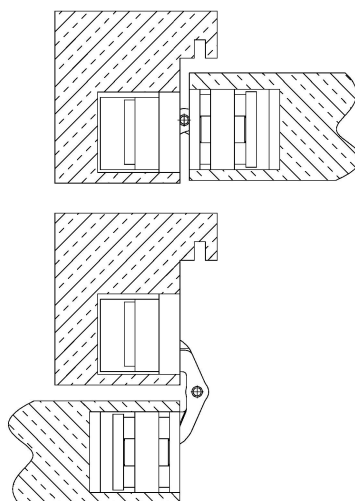
Installation Accessories

Universal Routing Kit
Router Template Intumescent Kit (White or Black)

Also available as a Standard Version without Cover Plates



Section drawing




PRODUCT CODE:
Pivota DX101 3D Design

MIN DOOR THICKNESS:
44 mm

MAX ADJUSTABLE DOOR WEIGHT:
120 kg (per pair)

FR DETAIL:
FD30 FD60



Standard finishes available

| Code | Finish |
|------|---------------------|
| SNP | Satin Nickel |
| SSS | Simulated Stainless |

Full range of decorative finishes available

